

UNM

Freshman Checklist



My Information

Name:

UNM ID#:

This is the nine digit number admissions gave you (e.g. 101XXXXXX)

Net ID:

This is what you make on your my.unm.edu page to get into LoboWeb (e.g. llobo3).

UNM Email:

This is your Net ID@unm.edu (e.g. llobo3@unm.edu).

New Student Orientation Date:











Orientation
Leader:

Advisor:













College:

(e.g. University College, College of Fine Arts, School of Engineering...)

Before Summer

-  Complete FAFSA .
-  Sign up for orientation.
-  Send ACT/SAT and AP Scores to UNM.
-  Request final High School transcripts including graduation date to be sent to UNM.
-  Request transcripts from other universities if you took any dual or concurrent credit.
-  Apply for Housing.
-  Explore Freshman Learning Communities.
-  Create your UNM NetID: my.unm.edu.
-  Start checking your UNM email account (UNM will only send emails to your UNM account).
-  Did you know you can forward your UNM email to your personal email?

During Summer

-  Complete pre-orientation homework.
-  Log in to and familiarize yourself with LoboAchieve: loboachieve.unm.edu.
-  Attend Orientation.
-  Know your Scholarship and financial aid eligibility.
-  Take COMPASS if needed (bring UNM ID and \$3).
-  Take language placement exams if needed.
-  Explore Freshmen Learning Communities.
-  Read the Lobo Reading Experience book.
-  Load your UNM email account to your smart phone.
-  Review Advising Syllabus.
-  Identify the books you'll need, websites, study aides and classroom locations.
-  Check your UNM email regularly.













Recommended Calendar of Activities for Your First Year

Fall Semester














August ❖ Anticipate

-  Understand how courses fit in your LoboTrax.
-  Check your UNM email.
-  Verify your start date, end date and add/drop deadlines.
-  Attend Class Crawl.
-  Attend Welcome Back days!
-  Check your class schedule before classes start.
-  Familiarize yourself with UNM Learn (are your classes online or do they have an online component?).
-  Visit your advisor, if needed, the first week of school.
-  Review your course syllabi (this is a contract!).
-  Visit faculty during office hours.
-  Familiarize yourself with One-Stop.
-  Sign up for LoboAlerts: loboalerts.unm.edu.
-  Review CAPS and SHAC workshop schedules.
-  Use your planner to list techniques and resources you might use to help you become an even better student.
-  Update your contact information in LoboAchieve and MyUNM






September ❖ Plan

-  Make an appointment with your academic advisor using LoboAchieve to discuss academic and career goals and to plan for spring semester.
-  Decide on some Academic Goals you would like to accomplish this semester.
-  What steps do you need to take now to achieve those goals?
-  What are your obstacles?
-  What resources can help you? (Check LoboAchieve!)
-  Connect with CAPS.
-  Register with Career Services.
-  Learn about community resources, Service Learning, and workshops.
-  What are the pre-requisites to move into your major?
-  Do you need a second eight weeks class?
-  Check your UNM email and LoboAchieve regularly.
-  Look for email from your advisors.








October ❖ Research

-  Which classes are you enjoying now?
-  What are some of the majors you are thinking about?
-  Check Career Services website for “What To Do With a Major In...”
-  Attend Explore-A-Major Fair.
-  Identify your registration date for spring.
-  Check LoboAchieve for status reports.
-  Meet with your professors during office hours.
-  Do you need to follow-up with your advisor?
-  Use CAPS.
-  Was your final high school transcript received by UNM?
-  Check for registration holds from Bursar, Advising, Admissions, etc.
-  Attend Freshman Week.
-  Check your UNM email and LoboAchieve regularly.





November ❖ Evaluate

-  Register for spring on your registration date.
-  Evaluate the classes you are taking and plan to take in spring.
-  Check your UNM email and LoboAchieve regularly.
-  Determine if you need a late starting course.
-  Attend Blast Off to Finals.







December ❖ Prepare

-  Visit CAPS and other campus resources to help prepare you for finals.
-  Attend Mock Math Finals.
-  Determine where and when your finals take place .
-  Final exams are not always in the same place, time and day of your class.
-  Ensure your schedule for spring is aligned with your academic goals.
-  Make an appointment with your advisor if needed.
-  Check your UNM email and LoboAchieve regularly.










Winter Break ❖ Double Check

-  Check your grades on LoboWeb.
-  Verify the start date, end date and drop/add deadline for each class.
-  Check your financial aid and scholarship status.
-  Check your UNM email regularly.






January ❖ Construct

-  How do you hope to improve upon last semester?
-  Use your planner to list techniques and resources you might use to help you become an even better student.
-  Make notes on time management.
-  Make an appointment with your academic advisor if you have questions concerning your schedule.
-  Review CAPS and SHAC workshop schedules.
-  Check your UNM email and LoboAchieve regularly.











February ❖ Explore

-  Make an appointment with your academic advisor to discuss academic and career goals and to plan summer and/or fall semester.
-  Discuss transferring into your major with your advisor if undecided.
-  Familiarize yourself with Career Services.
-  Explore careers of interest.
-  Check LoboAchieve for status reports.
-  Meet with professors during office hours.
-  Renew your housing contract for next year.
-  Check your UNM email and LoboAchieve regularly.
-  Look for an email from your advisor.






March ❖ Review

-  Look at the list you made in your planner in January.
-  How are you doing?
-  What resources can you use to get back on track if needed?
-  Do you need a second eight weeks course?
-  Check your UNM email and LoboAchieve regularly.

April ❖ Ready





-  Check on your assigned registration date for summer and fall courses.
-  Visit CAPS and other resource centers to prepare for finals.
-  Determine where and when your finals take place.
-  Final exams are not always in the same place, time and day of your class.
-  Prepare for finals.
-  Attend Blast Off to Finals.
-  Attend Mock Math Final.
-  Ensure your summer/fall schedule aligns with your academic goals.
-  Register on your registration date.
-  Check your UNM email and LoboAchieve regularly.

May and Beyond ❖ Shift

-  Check your grades on LoboWeb or on LoboAchieve.
-  Double check your summer and/or fall schedule.
-  If you are still exploring majors, spend time researching.
-  Are you ready to declare your major?
-  Check the prerequisites to get into that major.



LEGEND

-  Important Action
-  Recommended Action
-  Think Critically
-  Advisor Action

Places You Need to Visit

Advisement Centers

Anderson School of Management Advisement: Anderson School of Management, 1st Floor East

Phone: 277-3888

Website: www.mgt.unm.edu/advisement/

Arts & Sciences Advisement Center: University Advisement and Enrichment Center, Room 140

Phone: 277-4621

Website: artsci.unm.edu/advise

College of Education Advisement: Travelstead Hall

Phone: 277-3190

Website: coe.unm.edu/administration/facilities/office-of-student-success/student-advisement.html

College of Fine Arts Advisement Center: Center for the Arts, Room 1102

Phone: 277-4817

Website: finearts.unm.edu/index.php/advisement

College of Nursing: Nursing/Pharmacy Building (North Campus)

Phone: 272-4223

Website: nursing.unm.edu

College of Pharmacy: Nursing/Pharmacy Building (North Campus)

Phone: 272-2960

Website: hsc.unm.edu/pharmacy/

School of Architecture & Planning: George Pearl Hall

Phone: 277-4847

Website: saap.unm.edu

School of Engineering: Centennial Engineering Center, Room 2080

Phone: 277-4354

Website: soemep.unm.edu/advisement.html

University College Advisement Center: University Advisement and Enrichment Center, Room 105

Phone: 277-2631

Website: uac.unm.edu

Resources

Academic Program Roadmaps

Website: degrees.unm.edu

College Enrichment and Outreach Programs

Website: ceop.unm.edu

Resident Life and Student Housing

Website: housing.unm.edu

Accessibility Resource Center (ARC)

Website: arc.unm.edu

El Centro de la Raza

Website: elcentro.unm.edu

Student Academic Success Center

Website: student.unm.edu

African American Student Services (AASS)

Website: aass.unm.edu

Global Education Office (GEO)

Website: geo.unm.edu

Student Health and Counseling (SHAC)

Website: shac.unm.edu

American Indian Student Services (AISS)

Website: aiss.unm.edu

LGBTQ Resource Center

Website: lgbtqrc.unm.edu

Student Success Center at Casas del Rio

Website: success.unm.edu/casas-del-rio/

Career Services

Website: career.unm.edu

Office of University Advisement

Website: advisement.unm.edu

Veteran's Resource Center (VRC)

Website: vrc.unm.edu

Center for Academic Program Support (CAPS)

Website: caps.unm.edu

Parking and Transportation Services (PATS)

Website: pats.unm.edu

Women's Resource Center

Website: women.unm.edu

Dean of Students Office (DOS)

Website: dos.unm.edu